

LD71DR



Miniature Adjustable Deep Recessed Low Glare LED Downlight

Data sheet - Page 1

The new LD71DR is a miniature, adjustable, deep recessed LED downlight with matt black baffle for low glare applications. With a maximum tilt of 25°, the LD71DR is ideal for displays, niches or general downlighting effects. The LD71DR is very discreet with the LED set back by 15mm to further reduce glare & a painted bezel which can be matched to the mounting surface. Utilising the latest LED technology, the LD71DR achieves a typical CRI of 93 in warm white. IP40 as standard, but can be specified IP54 for bathrooms or wet environments.

Key Features

- Matt black inner baffle & LED set back 15mm from front of the fitting for reduced glare
- Adjustable with a 25° tilt
- High power for its size
- High efficiency optics specially designed for LightGraphix guarantee excellent beam spread and shape
- Optional IP54 version for wet areas, comes with glass and gasket
- Hidden spring clip fixings
- Simple and fast installation
- Available with Switch, 0-10V, DMX, DALI or mains dimmable drivers

Specification

Applications



Beam Angles

12°, 31°, 45°

LED type

1 x Cree XPG2

Colour temperature

2700K** / 3000K

5000K

Drive Current (mA)

350

500

700

350

500

700

LED power* (W)

1.2W

1.7W

2.4W

1.2W

1.7W

2.4W

CRI (typical)

93

93

93

75

75

75

Forward voltage (V)₁₀₀

3.0V

3.2V

3.4V

3.0V

3.2V

3.4V

Delivered lumens** (L₁₀₀)

102

139

178

138

168

215

Lumens per circuit watt

85

82

74

115

99

90

LED lifetime (to 70% lumen maintenance)

50,000hrs at a max ambient temperature of 35°C
(if specifying fitting in ambient temperatures of up to 45°C run at 500mA max, LD71DR-500)

Materials

Anodised & painted aluminium body, bezel

Glass

1.2mm thick borosilicate (IP54 version only)

Wiring

Comes pre-wired with 2x 200mm single core lead,
can be specified with up to 3m of single core
cable at extra cost



IP rating

IP40 standard (optional IP54)

*LED wattage includes losses associated with using an 85% efficient driver

** 2700K lumen output is 12% lower than the 3000K figure listed

4000K lumen output is 14% higher than the 3000K figure listed (80 CRI)



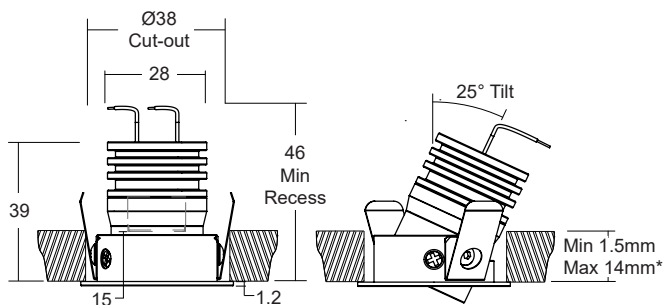
LD71DR

Miniature Adjustable Deep Recessed Low Glare LED Downlight

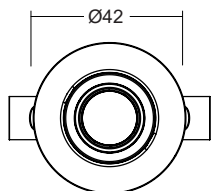
Data sheet - Page 2




Dimensions and Fixing Options



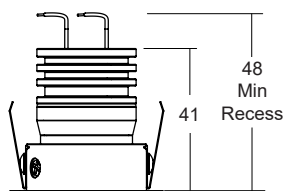
LED and optic position recessed by 15mm for reduced glare.



*For mounting surfaces over 14mm, use the detail below to allow for full fitting adjustment



IP54 rated version includes a glass front and a gasket that sits between the heat-sink and the bezel



Photometrics

Photometric files are included in the design pack which can be downloaded from the LD71DR product page on the website.

Order Codes and Options

Product code	LED colour	Beam angle	IP Rating	Finish
LD71DR - 350 - 500 - 700	<input type="text"/>	<input type="text"/>	<input type="text"/>	<input type="text"/>

Example: LD71DR-700 / LW30 / NB / IP54 / White

Product codes with output options

1.2W LED at 350mA	LD71DR-350
1.7W LED at 500mA	LD71DR-500
2.4W LED at 700mA	LD71DR-700

LED colour options

LED colour options	Suffix
Super Warm White (2200K)	/LW22
Extra Warm White (2700K)	/LW27
Warm White (3000K)	/LW30
White (4000K) - on request	/LW40
Cool White (5000K)	/LW50
Blue	/LB
Green	/LG
Red	/LR
Amber	/LA

*Other LED colour temperatures are available. Please speak to a member of our sales team.

Beam / lens angle options

12° narrow spot	/NB
31° medium	/MB
45° wide	/WB

IP Rating

IP40 (dry internal use as standard)	/IP40
IP54	/IP54

Bezel finish options

Paint finish silver / white (RAL 9016) / antique bronze / satin antique brass / satin brass / black (RAL 9005) / anthracite grey (RAL 7016) / RAL finish

Chrome finish (minimum order - please contact us)

Use with 350mA, 500mA & 700mA constant current LED drivers

We have a wide range of dimmable LED drivers, 0-10V, DMX, DALI and mains dimmable.

Please see the downloads section on our website:

To run 1-14 LD71DR-350 in series use a TXDEL350D (0-10V dimmable)

To run 1-14 LD71DR-500 in series use a TXDEL500D (0-10V dimmable)

To run 1-13 LD71DR-700 in series use a TXDEL700D (0-10V dimmable)